

NOTICE

Date: 05-03-2025

This is for general information to all the students of **B.A./B.Sc./B.Com. 2nd Semester (Regular & Backlog) & 4th Semester (Regular) (FYUGP) under NEP** of Doom Dooma College that the link for submission of online examination forms of **B.A./B.Sc./B.Com. 2nd & 4th Semester (FYUGP) under NEP** will be opened from **06-03-2025** at <https://dibru.samarth.edu.in>

So, students are asked to submit their examination forms as per the dates mentioned below.

Important Form fill up Dates:

(Link for submitting online Examination Forms by the students for appearing into the 2 nd & 4 th Semester FYUGP Examinations,2025 and approval of the same by the concerned College's will be active from	06-03-2025
Last date of submission of online examination forms by the students as well as College.	26-03-2025 (Wednesday)
<i>Class</i>	<i>Date of Fee Deposit in the Bank & Online Form fill up</i>
B.A.2 nd Semester (FYUGP) (Backlog Candidates)	20-03-2025 (Thursday)
B.Com. & B.Sc.2 nd Semester (FYUGP) (Backlog Candidates)	21-03-2025 (Friday)
B.A.2 nd Semester (FYUGP) (Regular Candidates)	24-03-2025 (Monday)
B.A.4 th Semester (FYUGP) (Regular Candidates)	25-03-2025 (Tuesday)
B.Com. & B.Sc. 2 nd & 4 th Semester (FYUGP) (Regular Candidates)	26-03-2025 (Wednesday)

Fees to be paid by the students at the college:

FEES STRUCTURE

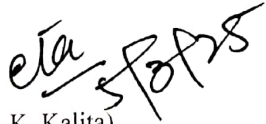
B.A./B.Sc./B.Com. 2nd & 4th Semester (with Practical)
B.A./B.Sc./B.Com. 2nd & 4th Semester (without Practical)
B.A./B.Sc./B.Com. 2nd & 4th Semester (One Paper Back)
Non-Collegiate Fee
Late fine

EXAM FEES

Rs.= 1750/-
Rs.= 1250/-
Rs.= 950/-
Rs.= 700/-
Rs.= 300/-

NB:

1. Regular students have to show their admission receipt at the time of collection of Deposit slips from the college counter.
2. Each and every student has to submit their online examination form at <https://dibru.samarth.edu.in> within the stipulated time to avoid late fine and has to submit their Self Declaration Form at college counter.
3. Students have to submit the acknowledged of Bank deposit slip (with seal & Stamp of the Bank) along with the Examination Form at College counter after payment of the Examination Fee at Bank.
4. Attested copies of TDC 2nd Semester Mark sheets for all Backlog candidates to be submitted at the college office.


(Dr. K. Kalita)
Principal
Doomdooma College.

Principal


Copy to:-

1. The Branch Manager, PNB, Tippuk Branch.
2. The Library, Doom Dooma College.
3. Office File.



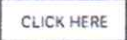
STEPS TO BE FOLLOWED BY THE STUDENTS

Step 1: Open the <https://dibru.samarth.edu.in> link, the homepage will appear as below.


Course Selection Process

For selection of the courses, students need to follow the below mentioned steps:

Step 1: Login to Student Portal with valid credentials

Step 2: After successful login, the student will be redirected to the dashboard. Then the students need to click on  button to view/select the courses related to their respective programme.

Step 3: After clicking on the “**Submit**” button, students will be able to preview the list of selected courses.

In that, Students can update/modified their courses selection by clicking on  button, if required.

Step 4: Then, click on  button to finally submit the selected course.

Step 5: A pop-up window will appear for confirmation of selected courses. On that, click on the “**OK**” button.

After successful completion of the course selection a new window will appear with the message that “**Courses submitted successfully**”.

Examination Form Filling

For Examination form filling students need to click on the **Home** button.

Step 1: Then click on “**Examination**” and then click on “**Registration**”.

In that, students can see the active examination sessions.


Students need to open their examination form by clicking on the “**CLICK HERE**” button below their programme.

Step 2: In a new window, examination form will appear and student needs to fill the following details:

- PWD Status (YES/NO)
- Disability Percentage(If YES)
- Need of scribe in the Examination (If YES)

Then click on the  button.

After successful completion of the Examination Form filling, students can download the examination form in the pdf format by clicking on the “**Print Application**” button located on the top right side of the student portal.


Principal,
Doomdooma College